



FUSION



FUSION

La profonda conoscenza dei materiali ci ha permesso di offrirvi un prodotto unico.

Il design nato da una perfetta fusione tra classico e moderno e le finiture di altissimo livello trasmettono una piacevole sensazione di ospitalità. Qualità e convenienza, per un porta di grande prestigio.

CARATTERISTICHE TECNICHE

La struttura in legno listellare massellato permette la massima personalizzazione della porta. Optando tra tre tipologie di profili (squadrato, raggiato o barocco), il cliente ha la possibilità di ottenere un risultato dallo stile più moderno o più classico, a seconda delle esigenze.

L'intera collezione Fusion è proposta in tutte le colorazioni RAL e laccati a campione.

Su tutte le porte di questa collezione sono disponibili vari sensi di apertura e un'elevata possibilità di personalizzazione.



LN30 frassino a poro aperto
laccato RAL 9010/N - telaio squadro
cornice liscio 10





LN10 frassino a poro aperto
laccato RAL 7044/N - telaio squadro
cornice liscio 10



LN5 laccato opaco BIANCO COFAS/N
telaio squadro - cornice liscio 7

Minimal Time Fusion Wood



LN1 laccato opaco RAL 7036/N
telaio squadro - cornice liscio 10

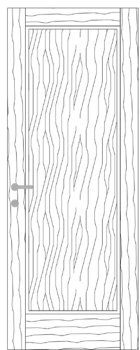




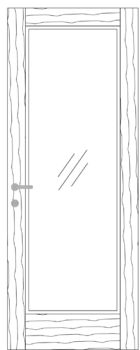
LN11 rovere effetto naturale 52/N
telaio R30 - cornice liscio 7



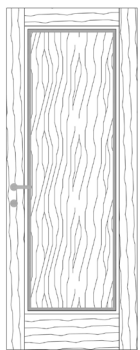





LN1



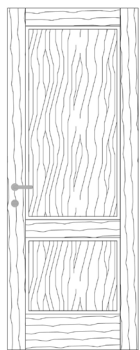
LN2




LN3




LN4




LN5




LN6



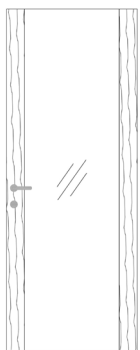
LN7



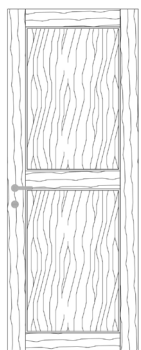
LN8



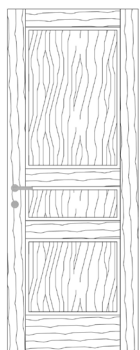
LN9




LN10




LN11



LN12




LN13



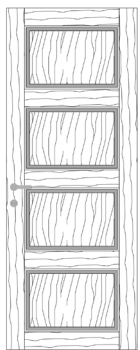
LN14



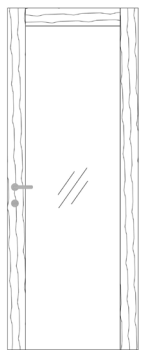
LN15



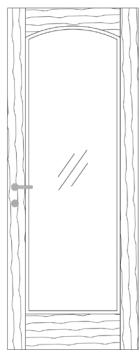
LN16



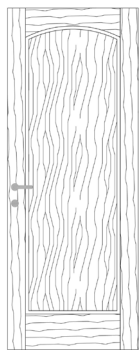
LN17



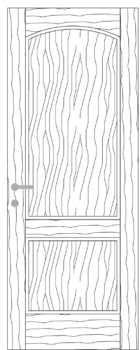
LN18



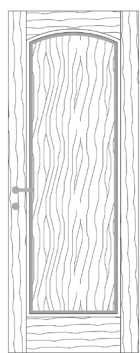
LN19




LN20



LN21




LN22



LN23



LN24



LN25



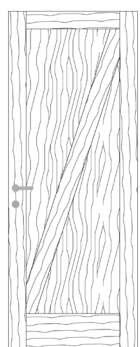
LN26



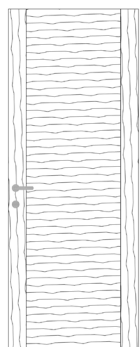
LN27



LN28



LN29



LN30

